

SMI GRIZZLY STICK

The Grizzly is SMI's newest low energy stick and an excellent performer in all temperature conditions.

Utilizing SMI's custom 5 jet nucleation technology and angled head design, the Grizzly creates extra hangtime and powerful throw, creating better snow quality for your conditions.

The Grizzly's 4 step water adjustment is simple and easy to use with SMI's Revolver Valve on manual equipment or an intelligent automatic valve at the tail of the stick.

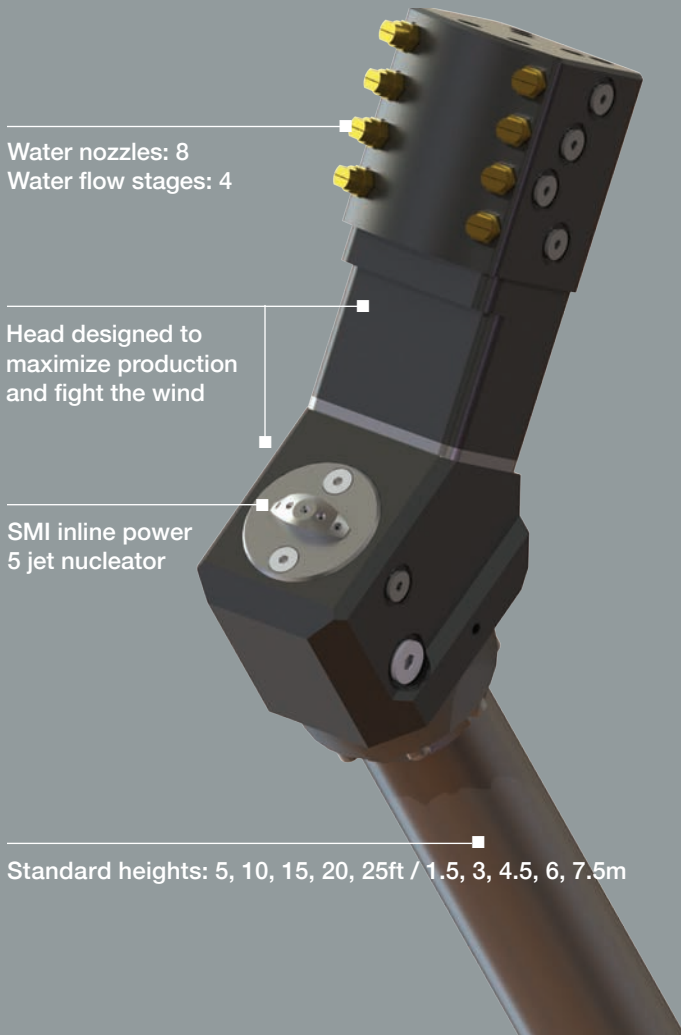
The Grizzly also comes with an easy to access water filter and pressure gauge. Air and water flows are customized for your resort and configured based on your local weather and snowmaking goals.

The Grizzly is simple to operate, maintain and an excellent performer. A great addition to your LowE fleet. Contact your local SMI Representative for more information.



GRIZZLY STICK HIGHLIGHTS

1. HEAD



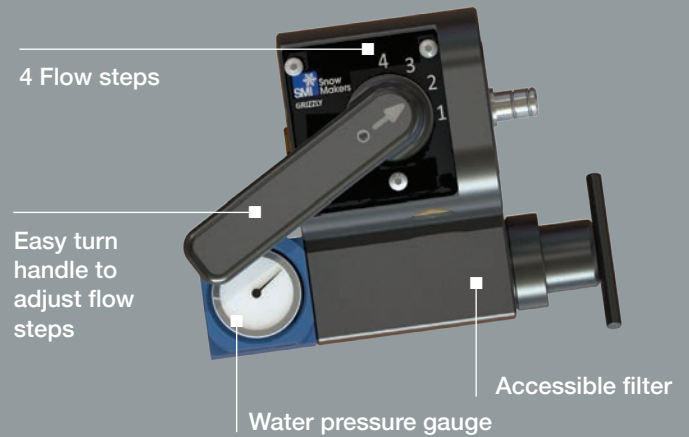
Water nozzles: 8
Water flow stages: 4

Head designed to maximize production and fight the wind

SMI inline power 5 jet nucleator

Standard heights: 5, 10, 15, 20, 25ft / 1.5, 3, 4.5, 6, 7.5m

2. MANUAL REVOLVER VALVE



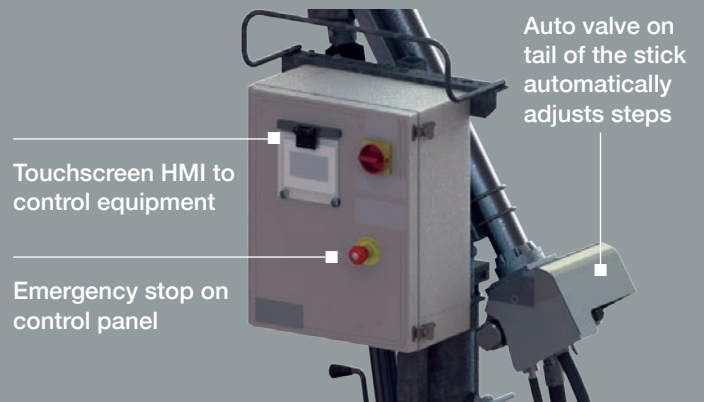
4 Flow steps

Easy turn handle to adjust flow steps

Water pressure gauge

Accessible filter

3. AUTO VALVE OPTIONS



Touchscreen HMI to control equipment

Emergency stop on control panel

Auto valve on tail of the stick automatically adjusts steps

CONFIGURATION OPTIONS

- Mounts: Base tube, vault, sled, 2-wheel cart
- Air: Hill Air (CFM Range from 8 to 120 CFM/ 226 to 3,400 LPM) or On-Board Compressor
- Controls: Manual or Automated

AUTO HYDRANT ACTUATOR OPTIONS

- Hydrant Actuator for above ground hydrant. SMI automated pit valve for vault.
- Communication options: standalone, hardwire or radio
- Optional onboard weather
- Optional SmartSnow integration

Snow Machines, Inc. 1512 North Rockwell Dr. Midland, MI 48642 Tel: +1-989-631-6091 Toll Free: +1-800-248-6600 snowmakers.com